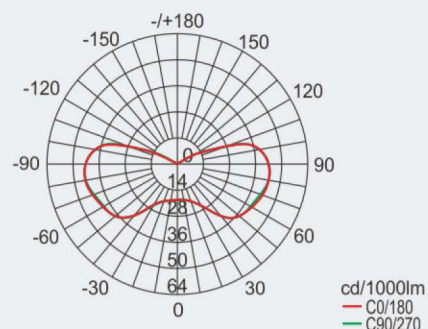


Photometric data

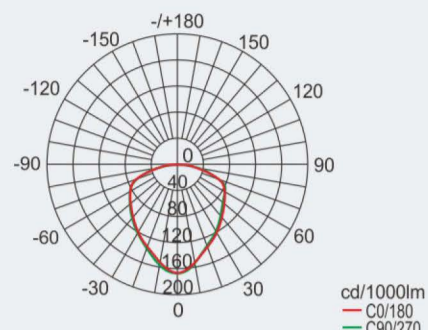
BDD91-150-□□□(Without external reflector)

Rated luminous flux
 70W High pressure sodium lamp: 6600 lm
 100W High pressure sodium lamp: 10200 lm
 80W High pressure mercury lamp: 3800 lm
 125W High pressure mercury lamp: 6300 lm
 70W Metal halide lamp: 5800 lm
 100W Metal halide lamp: 8700 lm
 150W Metal halide lamp: 13500 lm
 The data from Philips lamp



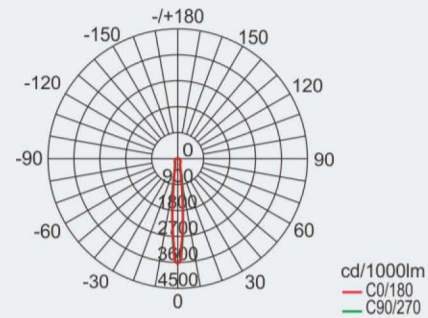
BDD91-150-□□□(With wide reflector)

Rated luminous flux
 70W High pressure sodium lamp: 6600 lm
 100W High pressure sodium lamp: 10200 lm
 80W High pressure mercury lamp: 3800 lm
 125W High pressure mercury lamp: 6300 lm
 70W Metal halide lamp: 5800 lm
 100W Metal halide lamp: 8700 lm
 150W Metal halide lamp: 13500 lm
 The data from Philips lamp



BDD91-150-□□□(With deep reflector)

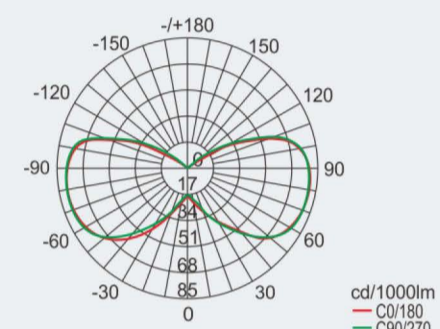
Rated luminous flux
 70W High pressure sodium lamp: 6600 lm
 100W High pressure sodium lamp: 10200 lm
 80W High pressure mercury lamp: 3800 lm
 125W High pressure mercury lamp: 6300 lm
 70W Metal halide lamp: 5800 lm
 100W Metal halide lamp: 8700 lm
 150W Metal halide lamp: 13500 lm
 The data from Philips lamp



Photometric data

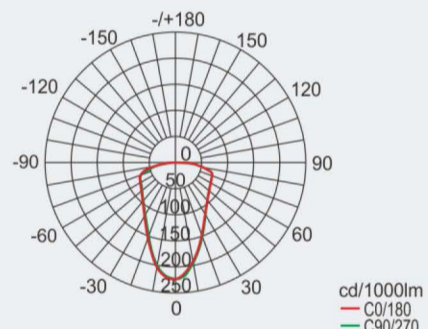
BDD91-250-□□□(Without external reflector)

Rated luminous flux
 250W Metal halide lamp: 23200 lm
 150W High pressure sodium lamp: 18000 lm
 250W High pressure sodium lamp: 33200 lm
 250W High pressure mercury lamp: 13000 lm
 The data from Philips lamp



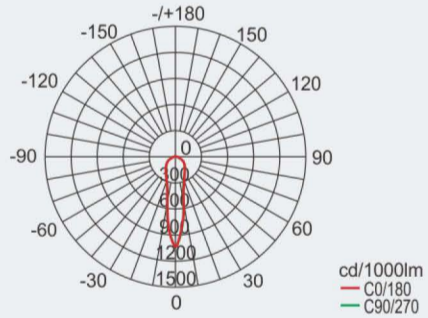
BDD91-250-□□□(With wide reflector)

Rated luminous flux
 250W Metal halide lamp: 23200 lm
 150W High pressure sodium lamp: 18000 lm
 250W High pressure sodium lamp: 33200 lm
 250W High pressure mercury lamp: 13000 lm
 The data from Philips lamp



BDD91-250-□□□(With deep reflector)

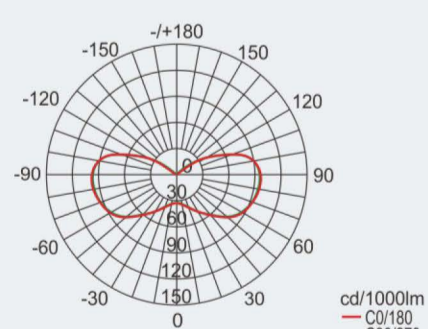
Rated luminous flux
 250W Metal halide lamp: 23200 lm
 150W High pressure sodium lamp: 18000 lm
 250W High pressure sodium lamp: 33200 lm
 250W High pressure mercury lamp: 13000 lm
 The data from Philips lamp



Photometric data

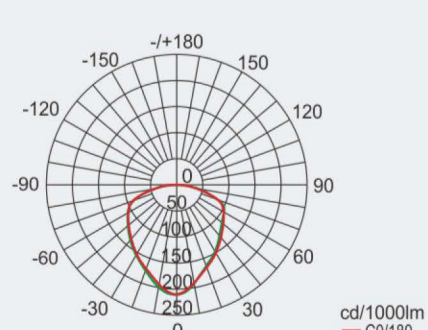
BDD91-400-□□□(Without external reflector)

Rated luminous flux
 400W High pressure sodium lamp: 56500 lm
 400W High pressure mercury lamp: 22000 lm
 400W Metal halide lamp: 42000 lm
 The data from Philips lamp



BDD91-400-□□□(With wide reflector)

Rated luminous flux
 400W High pressure sodium lamp: 56500 lm
 400W High pressure mercury lamp: 22000 lm
 400W Metal halide lamp: 42000 lm
 The data from Philips lamp



BDD91-400-□□□(With deep reflector)

Rated luminous flux
 400W High pressure sodium lamp: 56500 lm
 400W High pressure mercury lamp: 22000 lm
 400W Metal halide lamp: 42000 lm
 The data from Philips lamp

